

NEW


Access Millions of Images from the World's Best and Most Respected Image Libraries—All in One Safe Site!

“Now that I’ve used it, I don’t think I can live without it.”

—Library Media Connection

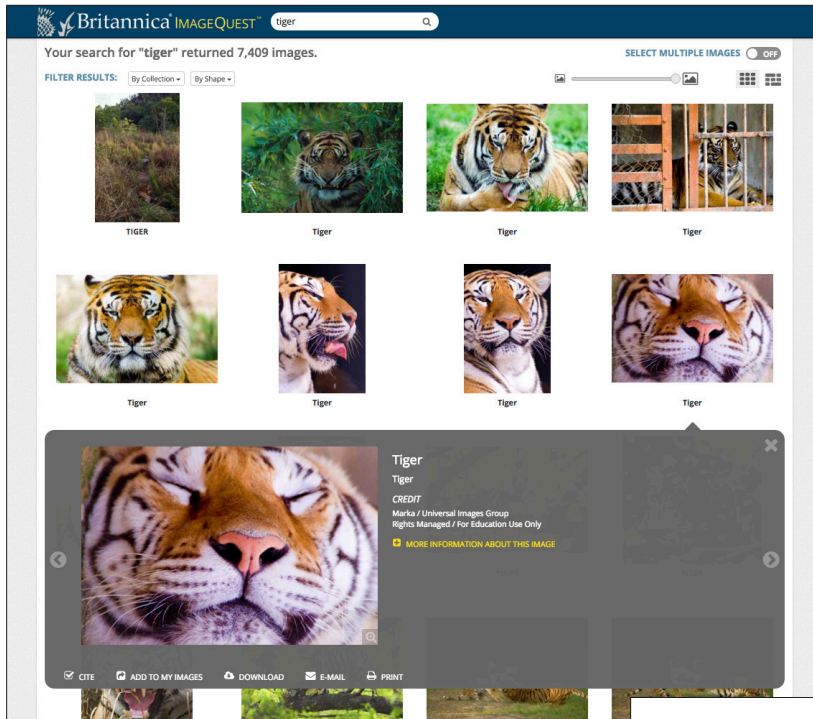


Britannica ImageQuest brings lessons, assignments, and projects to life with over three million images from 60 leading collections...and growing! The Bridgeman Art Gallery, Dorling Kindersley Images, Getty Images, Ingram Publishing, the National Geographic Society, the Natural History Museum, and other trusted image sources have joined with Britannica to provide the best and broadest offering of curriculum-relevant imagery and clip art materials (symbols, educational illustrations, infographics, flags, and conceptual illustrations), all rights-cleared for educational, non-commercial use.

And now, when you subscribe to both *ImageQuest* and *Britannica School*, *Britannica Academic*, or *Britannica Library*—you just log in once to search a topic in both resources. Research has never been easier or more efficient!

Fast, Safe, and Easy to Use, ImageQuest Is Uniquely Designed to Meet the Needs of Educators and Students.

- Provides 24/7 access to the highest quality images suitable for all ages.
- Filter your results “By Shape,” “By Collection,” and by using the newly added “ONLY CLIP ART” feature.
- Create exciting and visually engaging lessons with appropriate images that are quick and easy to find for all topics.
- Enable students to create high-quality projects and course work by using pictures that bring learning to life.
- Confidently scale images for whiteboards to deliver high-impact lessons.
- Encourage the use of citations in all aspects of student research with the help of clear copyright and source information.
- Enhance all school communications, including e-mail, Web sites, blogs, social media, and printed materials.



Save Time







One resource, many uses—allowing users to save time otherwise spent combing through multiple Web sites for reliable images. **Teachers** can quickly find images for lesson plans and classroom activities, while **students** will turn to the site for homework assignments and project-based learning. **Higher education faculties** can trust *ImageQuest* in course development, faculty research, student projects, student Web pages, university publications, and newspapers.

Save, Download, Share, and Print Images

Store items in “My Images,” organize them in “Albums,” and come back later to access them! Images can also be downloaded to your computer desktop or Google drive, shared, or printed.

Project Idea: Image Story

QUICK FACTS			
Project Summary Students use images to communicate information about a research topic through writing or presenting.	Student Learning Objectives <ul style="list-style-type: none"> To integrate information from various mediums To compile information in an oral presentation or in writing 	Key Concept Synthesizing information and compiling it into a new product are important strategies for understanding a topic.	Implementation Tailor to any subject and grade level. (Scenarios are provided for elementary science, middle school social studies, and high school science.)
PROJECT DESCRIPTIONS			
Have students use ImageQuest images to tell a story. Students' stories should communicate key information about a research topic. Image story assignments may vary greatly, depending on the assigned topic and narrative requirements. For example, math students may narrate a story problem by using images that highlight important concepts in the problem, whereas students writing historical fiction may use historical photographs to highlight invented stories. Share your own image story with students to model your expectations for information and for the use of any literary devices. Have students share stories as slide presentations, as print products, or electronically within a digital class forum.			
PROJECT DETAILS			
Elementary Elementary Science	Middle School Middle School Social Studies	High School High School Science	
Scenario Biology Ask students to communicate key information about an animal in the form of a story. The story may be true or made up, but it must be realistic. The main character of their stories should be an animal that they have studied. Their stories should communicate the following information about the animal: its habitat, its physical features, its behavior, and its process of reproduction. Students may work independently, in groups, or with partners to complete the assignment.	Sports History As part of a study of world cultures, have students research the history of a sport. Have students use images to show the historical...	Geography As part of a research project about an environmental issue, have students use images to recount how a country struggles with the issue....	

PROJECT DETAILS	
	Elementary Elementary Science See all levels
Scenario	Biology Ask students to communicate key information about an animal in the form of a story. The story may be true or made up, but it must be realistic. The main character of their stories should be an animal that they have studied. Their stories should communicate the following information about the animal: its habitat, its physical features, its behavior, and its process of reproduction. Students may work independently, in groups, or with partners to complete the assignment.
Resources	Example image sequence for "Just Hatched, a Leatherback Turtle Story":  remoras swim with a leatherback sea turtle  a leatherback sea turtle on a moonlit beach  a leatherback sea turtle nesting  a leatherback sea turtle mother returns to the sea  leatherback sea turtle eggs  leatherback sea turtle hatchlings

The Perfect Resource to Enhance Learning

Make creative use of *ImageQuest* for language arts, math, science, and social studies curricula. Guided by a Project Summary, Student Learning Objectives, Key Concept, and Implementation ideas, students use images to communicate information about a research topic through writing or presenting. **Sample projects** show teachers how to incorporate *ImageQuest* into a variety of subjects and across age groups.